

# Why does the platform misgrade a student's answers even though they are correct?

Last Modified on 28/05/2025 10:51 am CDT

[Teachers menu](#)

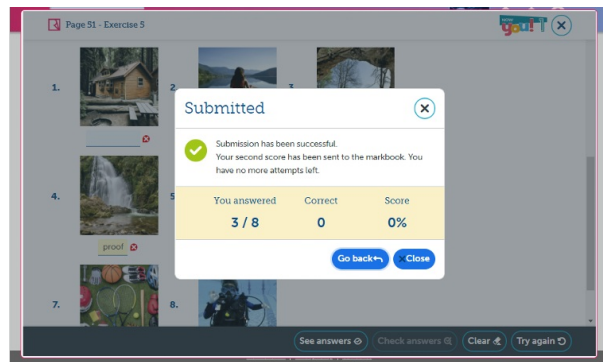
[Leer en español](#)

## Use of the Clear, Check answers and See answers buttons

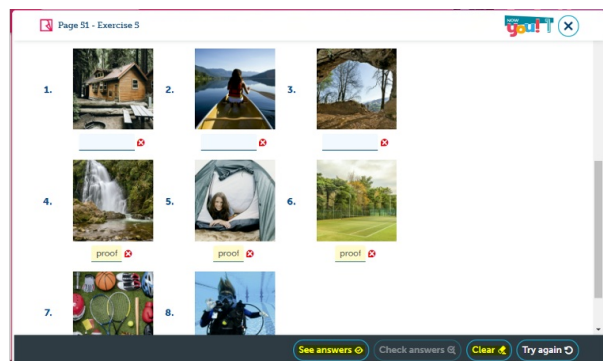
As we have seen, the regular assignments offer students the possibility to perform the activities in up to 2 attempts, after the second attempt the **SEE ANSWERS** and **CHECK ANSWERS** buttons are enabled in the interface, which are designed to guide students when some of their answers were not correct.

The use of the buttons is described below.

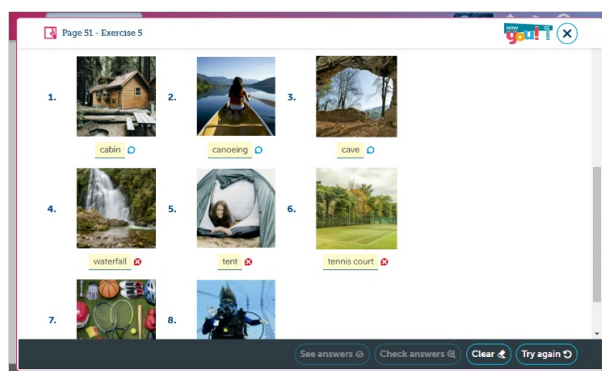
1. The student makes his **second attempt** and gets several incorrect answers. He/she will see a message indicating that his/her second score was sent to the Markbook and he/she has no more attempts.



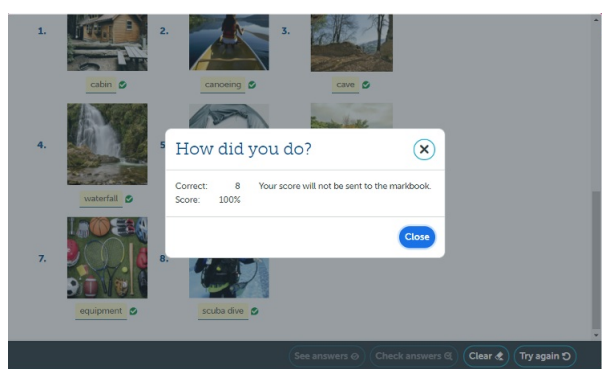
2. After the second attempt, the platform allows the student to continue practicing by enabling two buttons **SEE ANSWERS** and **CHECK ANSWERS**.



3. The **CHECK ANSWERS** button marks the correct and incorrect answers. The **SEE ANSWERS** button shows the correct answers that should have been recorded.



4. When the **CLEAR** button is pressed, all answers are deleted and the student can re-record them and obtain a new score.



The new score obtained is **NO LONGER SENT TO THE MARKBOOK.**

*Due to the above, it may happen that some students report that the platform is grading them wrongly because their markbook shows a lower average than the one they “obtained” and send a screenshot as evidence. However, there is no error because the student already obtained a final score in the markbook and what he is reporting is the activity performed as “self study” using the SEE ANSWERS and CHECK ANSWERS buttons.*



If you would like to learn more about the use of the platform, please visit our knowledge base at the following link: <https://rlp-ug.knowledgeowl.com/help/teacher>