

# My products

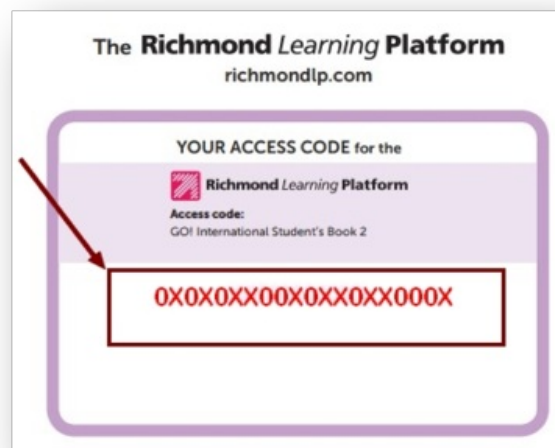
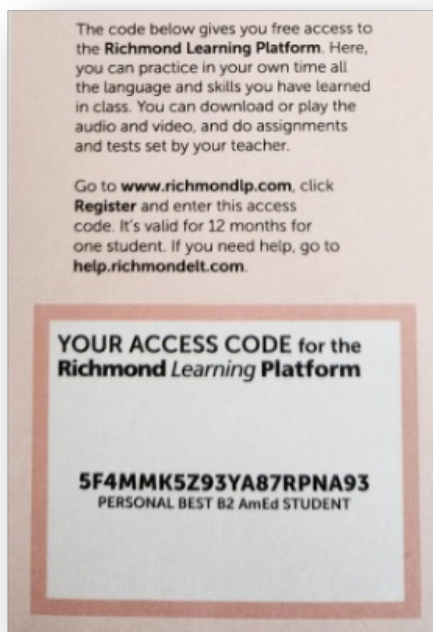
Last Modified on 23/04/2024 12:38 pm CDT

[Leer artículo en español](#)

## My Products

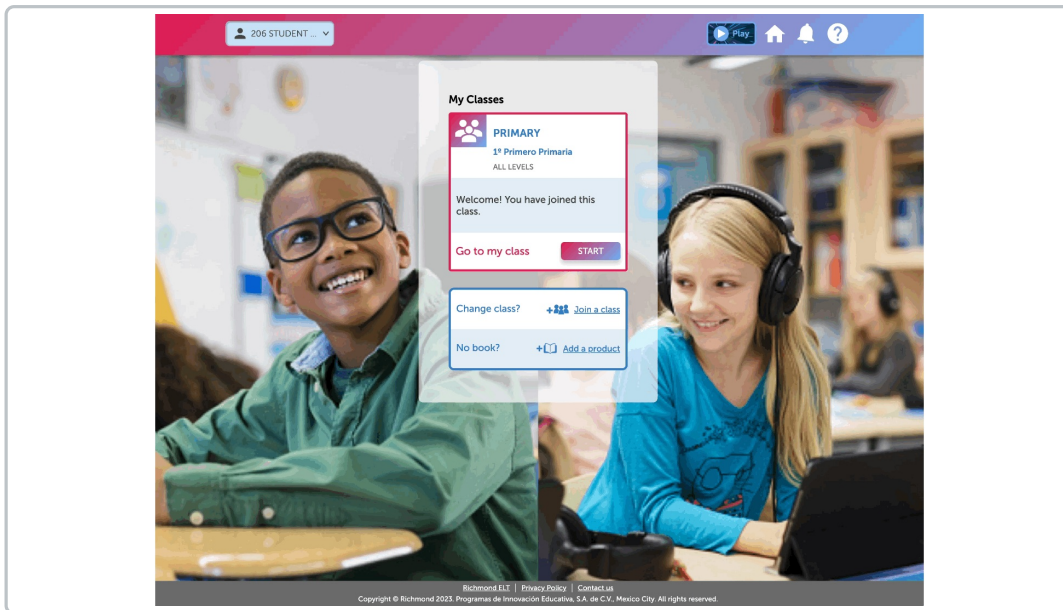
They are also known as **Tokens** or **Product Access Codes**.

An Access code is an alphanumeric code (for example, RP4E5F678923) that refers to a Richmond product, such as a textbook. It is a combination of letters and numbers and can range from 12 to 20 characters (for example: XX00-0X0X-00XX-0XX0). This code can be found on the inside cover of your textbook, on a card or sheet included with the book, or provided by your institution. If it's a digital product, it may be delivered via email or included with the purchase of the product through eCommerce. You need to enter an Access code when you register for the Richmond Learning Platform.




To add the Products:

- Select the **My Products** option.
- Click on **Add Access Code**.
- Enter the corresponding **Token**.
- Click on **Add Product**.



The loaded products will be visible in the **My Classes** section under the **Class Materials** option.



If you have any additional questions, please refer to the Frequently Asked Questions section: [Click on here](#)