

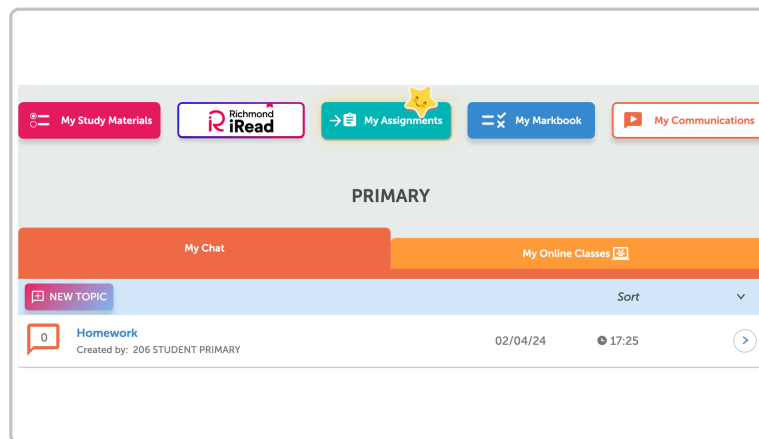
# My chat

Last Modified on 23/04/2024 12:37 pm CDT

[Leer artículo en español](#)

## My Chat

It is a space for exchanging messages among class members. It facilitates direct communication and the resolution of doubts.

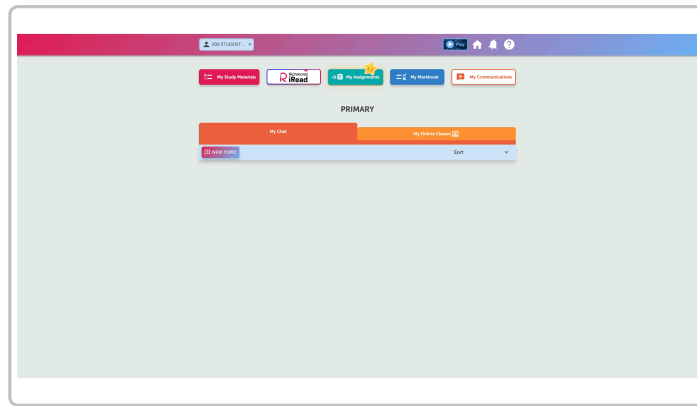


Communication takes place through the platform where students interact by responding to what the teacher has posted. They can also reply to their peers' comments, and these messages may include images, videos, lists, and more.

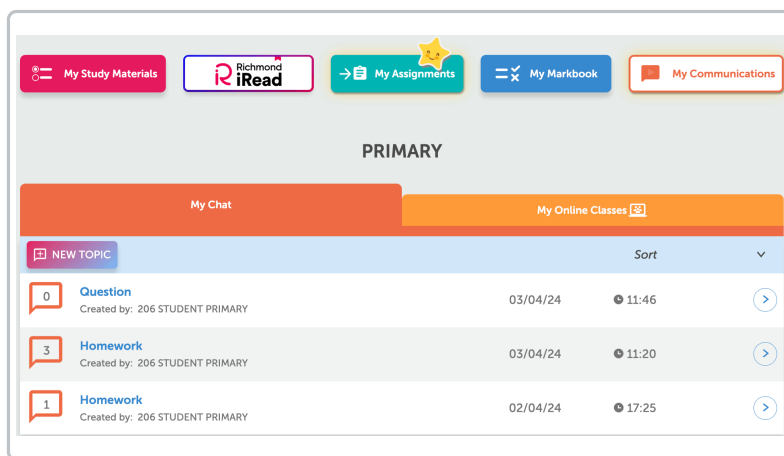
With the help of the toolbar, you can format your responses as desired, including font type, size, color, and more.

To get started, follow these steps:

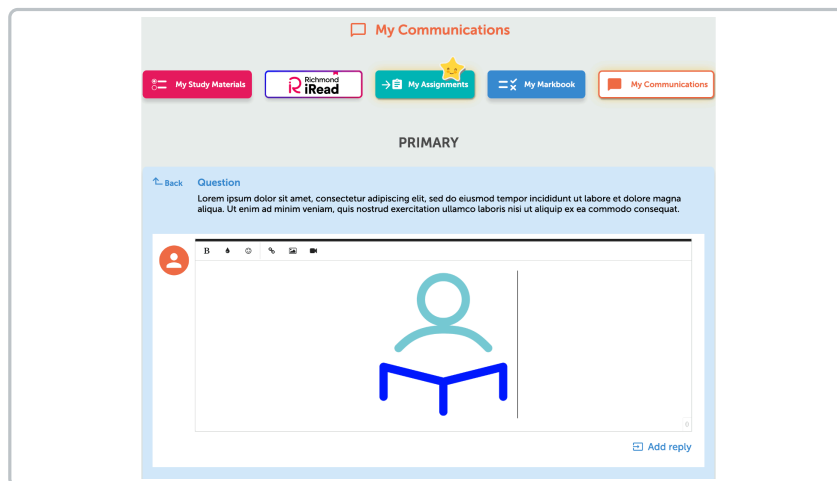
1. Click on **New Topic**.
2. In the popup window, enter the **Title**, **Message**, and select the **Label** and **Archive** the message (only if required).
3. Use the **Toolbar** to enhance the formatting of your message.
4. Click on **Create**.



When there is a response to the posted message, it will be notified in the text bubble next to the task title.

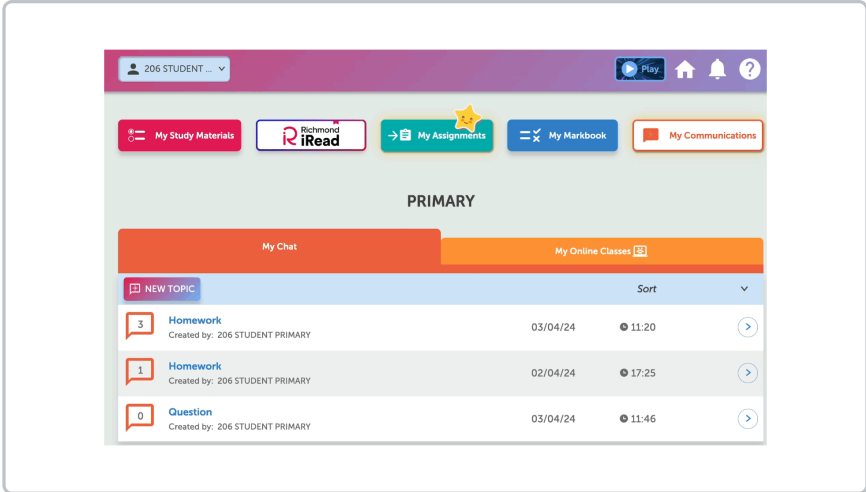


To view the responses, click on the **Title of the topic**.



You can use the filter by selecting the desired option:

- By a-z
- By date
- By creator



If you have any additional questions, please refer to the Frequently Asked Questions section: [Click on here](#)