

# Richmond Parents App

Last Modified on 13/03/2024 1:37 pm CST

## Parents' Login

[Leer artículo en español](#)



Your browser does not support HTML5 video.

Click to play the video

## Learning Goals



**Parental involvement in education is key to students' success.**

*Paulette Delgado*

[Leer artículo en español](#)

### Learning Goals:

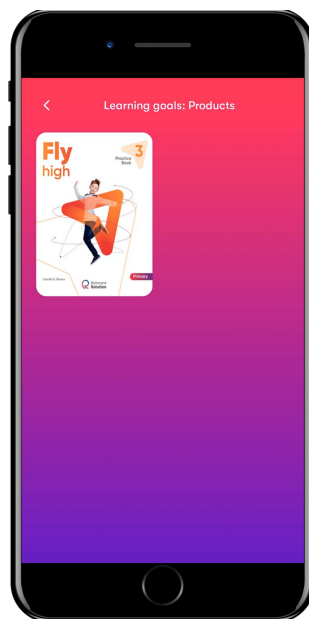
What are Learning Goals?

In **Learning Goals**, you can find descriptors of the tasks assigned to students (for example, from their Practice Book) as well as their learning objectives and outcomes.

Where can I find Learning Goals?



1. Click on each assigned product to see the assigned unit or units.



2. Click on each of the Learning Goals to expand the information.

Your browser does not support HTML5 video.

Click to Play the video

## Assignments

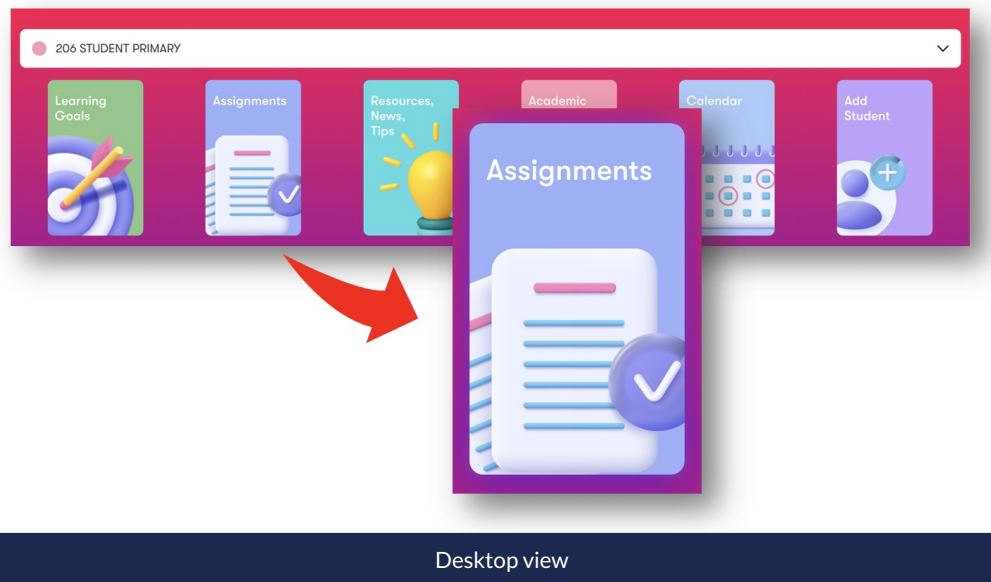
[Leer artículo en español](#)

### Assignments

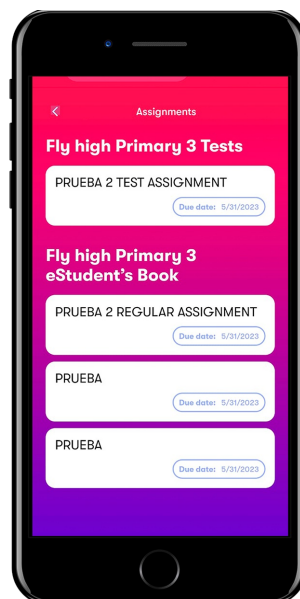
What are Assignments?

Students' **Assignments** are activities assigned to them. In the **Assignments** section, you can find instructions for activities as well as their start date, deadline for completion and an indication of progress made.

Where can I find Assignments?



1. Click on each assigned task to see the instructions, start date, deadline for completion and the student's progress so far with the task.



Your browser does not support HTML5 video.

Click to Play the video.

## Resources, News, Tips



What's new 😊?

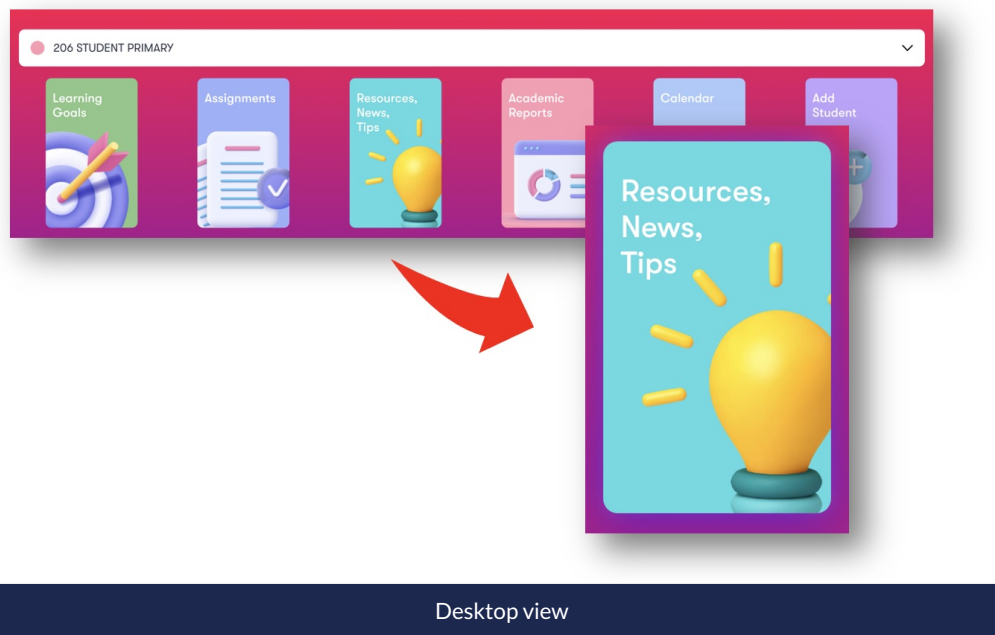
[Leer artículo en español](#)

### Resources, News and Tips

What are Resources, News and Tips?

In the Resources, News and Tips section, you will find useful information and articles about the teaching and learning process, as well as helpful tips to support your children in this process.

Where can I find Resources, News, Tips?




1. Click on **Resources, News, Tips** to discover the latest updates that **Richmond Solution** has for you.



 In this section, you will also find the option to sign up for our newsletter and become part of our community.

How do I subscribe to the Newsletter?

To subscribe to the Newsletter, please send your name, surname and email.



## Academic Reports



### Academic Reports help to:

- Monitor and supervise students' progress.
- Generate new and improved learning strategies.
- Establish effective learning rhythms.
- Develop effective communication channels between the student and their parents and/or guardians.

[Leer artículo en español](#)


## Academic Reports

What are Academic Reports?

In the **Academic Reports** section, you can review your child's overall progress. The information displayed includes:

- Average study material scores
- Average assignment scores
- Average test scores
- Combined scores

Where can I find Academic Reports?



1. Click on **Academic Reports**. You will see your child's level and his/her averages will be displayed.

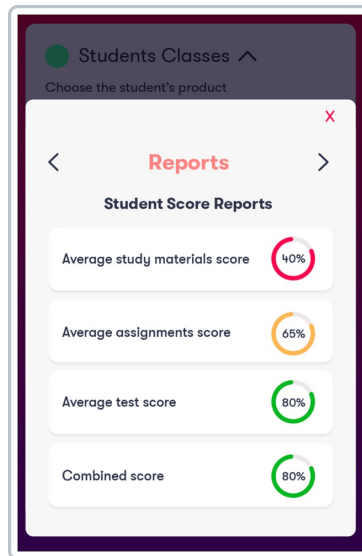
Your browser does not support HTML5 video.

Click to Play the video.

The charts will be displayed with a color key according to the following scale:

- >80 = green
- >59 = yellow
- <60 = red





## Calendar


[Leer artículo en español](#)

### Calendar

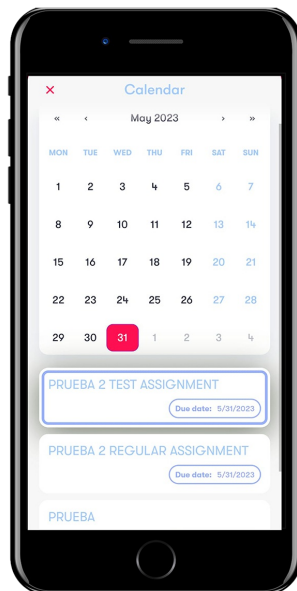
What is the Calendar?

In the **Calendar**, tasks assigned by the teacher are automatically scheduled and highlighted.

Where can I find the Calendar?



1. When you click on **Calendar**, the dates of assigned tasks are highlighted in red.



2. Click on each date to will open up all the information about tasks assigned.

Your browser does not support HTML5 video.

Click to Play the video.

## Add Student

[Leer artículo en español](#)

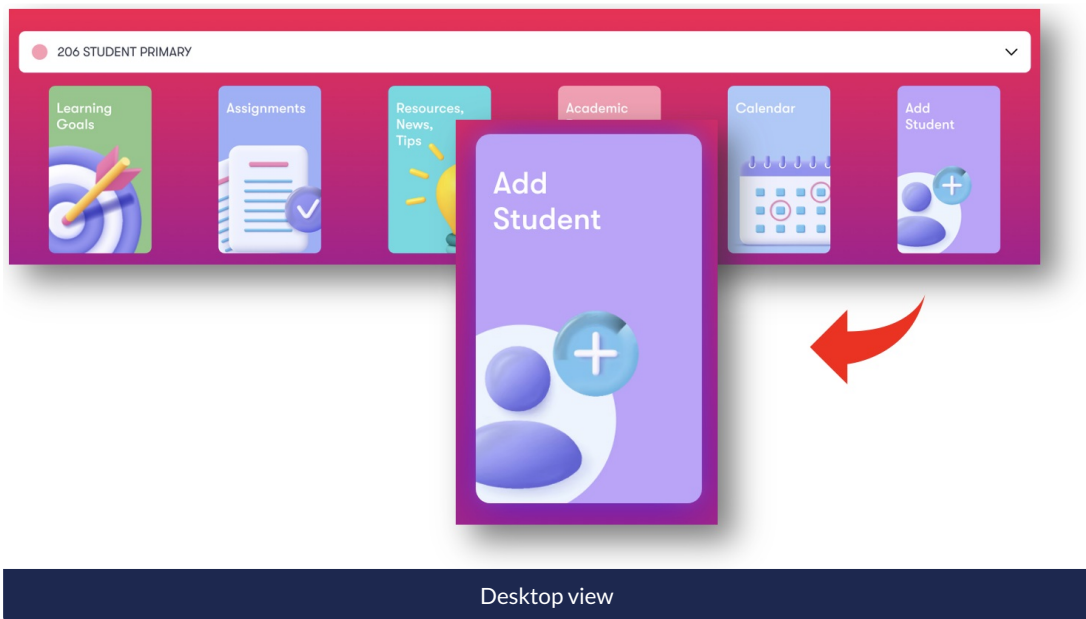
### Add Student

What is Add Student?

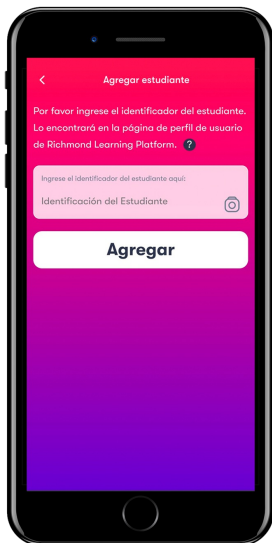
You can track the progress of as many children as you need to. **Add Student** allows you to start tracking a new

student.

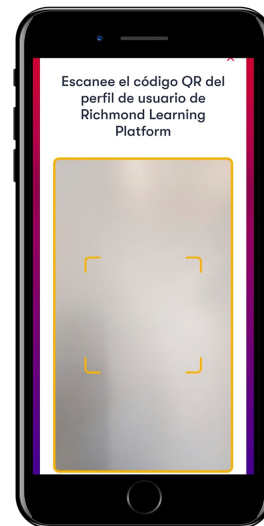
Where can I find Add Student?



1. Click on **Add Student** and enter the new student's ID.



Enter the students' ID view



Scan QR Code view



You will then be able to see the added student's name on the main page. Simply click on the name to start monitoring progress.

Your browser does not support HTML5 video.

Click to Play the video.

Check [Parents' Login](#) for more information.

## Contact Us

[Leer artículo en español](#)



Click to Play the video.

Click on: [Generate a ticket](#)

---