

Markbook

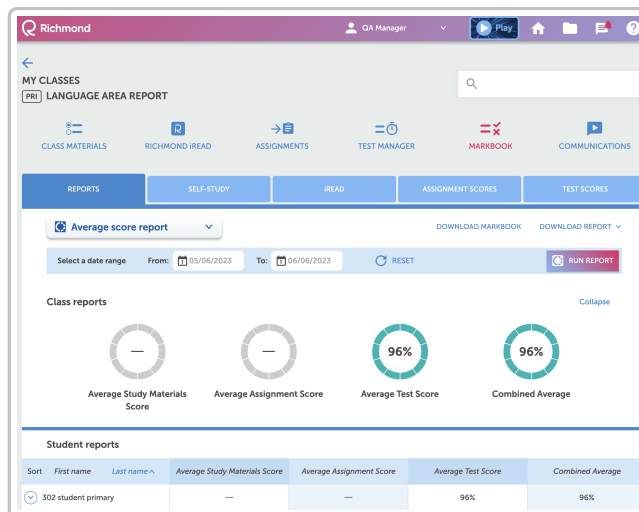
Last Modified on 23/04/2024 12:00 pm CDT

Reports

[Leer artículo en español](#)

Reports

Here, detailed reports on students' academic performance are generated. These reports provide a comprehensive view of their performance in different areas and activities.



Can I review the general information and by student?

Yes, in this section, the information is presented averaged by student, by learning area, as well as the specific reports of the course, including diagnostic and practice tests. Each of these reports is available for download in PDF format.

To obtain a consolidated report, you can use the "Download Markbook" option, which allows you to obtain all the information in Excel format conveniently.

Select a time range to obtain specific reports.

Your browser does not support HTML5 video.



If you have any additional questions, please refer to the Frequently Asked Questions section: [Click on here](#)

iRead

[Leer artículo en español](#)

iRead

Is an extension of the Richmond Learning Platform, aimed at providing support to students in their English language learning journey through the reading of complete books. This resource offers students a variety of options to tailor their learning experience to their individual needs and preferences.

How are the readings assigned to students?

In order for students to have access to the readings, it is necessary for the teacher to unlock and assign them to the class.

Your browser does not support HTML5 video.

More information, please refer to: [iRead](#)



If you have any additional questions, please refer to the Frequently Asked Questions section: [Click on here](#)

Self-study

[Leer artículo en español](#)

Self-study




It displays the percentage achieved by students in self-paced activities, allowing an assessment of their commitment to self-directed learning.

MY CLASSES
PRE PRESCHOOL

CLASS MATERIALS RICHMOND IREAD ASSIGNMENTS MARKBOOK COMMUNICATIONS

REPORTS SELF-STUDY IREAD ASSIGNMENT SCORES TEST SCORES

Table containing student self study scores

Select a product	 Fly high Preschool 1 eStudent's Book	 Fly high Preschool 2 eStudent's Book	 Fly high Preschool 3 eStudent's Book		
Sort	Last name	Product avg.	Product avg.	Product avg.	All products avg v
	202 Student Preschool	—	12%	—	12%
	200 Student Preschool	—	—	—	—
	201 Student Preschool	—	—	—	—
	203 Student Preschool	—	—	—	—

How to review the progress of students?

To review a student's progress, click on the product. You can use filters (by product, by unit, or by first score) for a more effective search.

Your browser does not support HTML5 video.



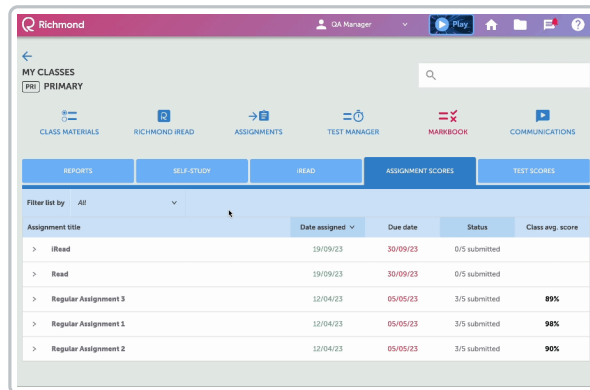
If you have any additional questions, please refer to the Frequently Asked Questions section: [Click on here](#)

Assignments scores

[Leer artículo en español](#)

Assignment Scores

This section reflects the score achieved by students in assignments assigned by teachers. It facilitates tracking their participation and understanding of the content.



Assignment title	Date assigned	Due date	Status	Class avg. score
> iRead	19/09/23	30/09/23	0/5 submitted	
> Read	19/09/23	30/09/23	0/5 submitted	
> Regular Assignment 3	12/04/23	05/05/23	3/5 submitted	89%
> Regular Assignment 1	12/04/23	05/05/23	3/5 submitted	98%
> Regular Assignment 2	12/04/23	05/05/23	3/5 submitted	90%

Maintaining timely tracking of students' activities is essential for enhancing their learning.

In this section, the percentage of completed assignments by students and pending tasks.

Your browser does not support HTML5 video.



If you have any additional questions, please refer to the Frequently Asked Questions section: [Click on here](#)

Test scores

[Leer artículo en español](#)

Test Scores

Here, the score obtained by students in assessments is recorded. It allows for a more in-depth evaluation of their mastery of the evaluated topics.

The screenshot shows the Richmond LMS interface for a Primary class. The main navigation bar includes options like CLASS MATERIALS, RICHMOND iREAD, ASSIGNMENTS, TEST MANAGER, MARKBOOK, and COMMUNICATIONS. Below this, there are tabs for REPORTS, SELF-STUDY, iREAD, ASSIGNMENT SCORES, and TEST SCORES. The 'ASSIGNMENT SCORES' tab is active, displaying a table of assignments.

Assignment title	Date assigned	Due date	Status	Class avg. score
Diagnostic Test				
> Test Assignment 3	12/04/23 13:05	05/05/23 13:00	3/5 submitted	94%
Progress Test				
> Test Assignment 2	12/04/23 13:02	05/05/23 13:00	0/5 submitted	
Richmond International Practice Test				
> Evaluación 1 Parents App	17/05/23 09:20	31/05/23 09:20	0/1 submitted	
> Test Assignment 5	13/04/23 10:06	05/05/23 13:00	3/5 submitted	98%
> Test Assignment 1	12/04/23 13:01	05/05/23 13:00	3/5 submitted	66%

It is essential to keep a timely track of students' assessments to provide timely feedback.

In this section, the percentage of assessments submitted by students and pending assessments is displayed.

Your browser does not support HTML5 video.



If you have any additional questions, please refer to the Frequently Asked Questions section: [Click on here](#)