

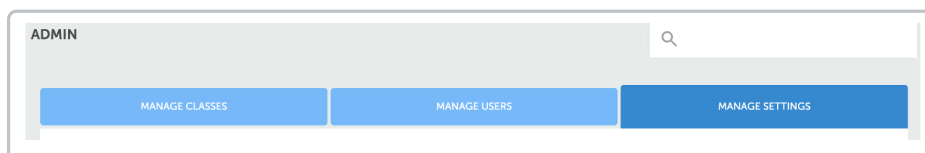
Manage settings

Last Modified on 04/06/2024 6:02 pm CDT

[Leer artículo en español](#)

Manage Settings

The management and administration of configurations are carried out through a process that allows the Training Manager to define and assign specific options and permissions for the use of the platform. These configurations are designed to tailor to the needs and roles of each user within the system.

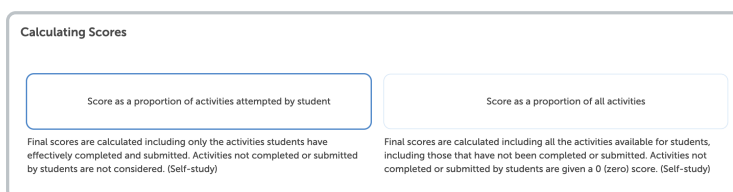


The options that we find in this section are:

Calculating Scores

This option provides the Training Manager with the ability to define how the score calculation will be performed in the system.

- **Score as a proportion of activities attempted by student:** Choosing this option, the system will calculate the final score considering only the activities that students have completed. Activities that have not been completed do not influence the final score, which can provide a more accurate view of student performance.
- **Score as a proportion of all activities:** Opting for this alternative means that the system will calculate the final score considering all activities, both those that have been completed and those that students have not finished. In this case, incomplete activities will be scored as zero, which can have a broader impact on the final score.



Institution Type

In this option, you can select the type of institution. It can be either RLP+ or standard.

Institution Type

Institution Type description



Time Zone

It is already determined by the schedule of the country where the Training Administrator is located. It cannot be modified.

Timezone

(GMT-06:00) Mexico City

Users Institution Settings

Within this section, users are given the opportunity to enable or disable the option to change their registered country.

Users institution settings

Users can change their country



Lock Students Profile


Within this section, the essential functionality of blocking student profiles is introduced, preventing them from making changes to their existing profiles.

Lock students profile

Avoid students to change their profiles



Custom Area Reports



Within this section, you can customize the reporting area, which involves the ability to enable or disable permissions associated with reviewing reports.

Custom area reports

Enable/Disable area reports

- Language
- Reading Skills
- Reading Subskills
- 21st Century Skills
- Learning Objectives

iREAD Activation

In this section, there is the possibility to enable or disable the iREAD tool. It's important to note that this action incurs additional costs.

iRead Activation

Enable/Disable iRead in this institution based on each class grade. Please note that this will incur additional costs.

- Preschool**
 - Maternal
 - Kinder 1
 - Kinder 2
 - Kinder 3
- Primary**
 - Prefirst
 - 1º Primero Primaria
 - 2º Segundo Primaria
 - 3º Tercero Primaria
 - 4º Cuarto Primaria
 - 5º Quinto Primaria
 - 6º Sexto Primaria
- Secondary**
 - 1º Primero Secundaria
 - 2º Segundo Secundaria
 - 3º Tercero Secundaria
 - 1º Primero Bachillerato
 - 2º Segundo Bachillerato
 - 3º Tercero Bachillerato
 - 4º Cuarto Bachillerato
 - 5º Quinto Bachillerato
 - 6º Sexto Bachillerato

Disable Preschool Assignments

This option allows you to disable tasks for preschool, with exceptions where it is disabled by the type of institution.

Disable Preschool Assignments

Avoid teachers to create assignments for preschool classes (unless it is disabled due to your institution type)

Disable preschool assignments (if available)

My Links

The teacher can share external links on the platform.

The screenshot shows a user interface titled "My Links". At the top, there is a section for "My Links Description" with a text input field. Below this is a form to add a new link, consisting of two input fields labeled "Description" and "URL". To the right of these fields is a text label "Seleccionar archivo" followed by "Sin archivos seleccionados" and a blue button labeled "ADD NEW EXTERNAL LINK". Below the form is a table with the following structure:

Sort	Name and description	Actions
⌵	Homework https://richmondip.com	Delete

It is important to **Save** all changes and/or updates made.
